


# Reception Home Learning + Microsoft Teams A Parent's Guide






## Aims

- Home Learning
- Introduction to Teams
- Accessing Teams
- How to use the app
- Online safety
- Your time to log in
- Questions

# Our rationale for home learning




Ark Isaac Newton  
Academy

At Isaac Newton Academy Primary Home Learning tasks are set each week for all pupils. Through regular and well-planned tasks, home learning provides pupils with:

- an opportunity to consolidate knowledge and practise learned skills and concepts
- a chance to research new and upcoming topics
- opportunities to refine and extend their BRIDGES characteristics
- an opportunity to acquire the habits of mind needed to study and learn independently (as required in secondary education)
- an opportunity to build relationships with parents/carers and families and involve them in their child's education
- the valuable experience of working to deadlines
- the opportunity to use materials and other sources of information that are not always available in the classroom

# Reception Home Learning



Reception Home Learning  
8/11/20 Autumn 1 Week 6 Name \_\_\_\_\_

ISAAC NEWTON  
ACADEMY

This week in phonics we have been learning new sounds. We need to practise reading and writing them at home every day so we can use them to read and spell words.

1) Show children each letter and ask them to tell you the sound only.

|  |  |
|--|--|
|  |  |
| <p>Curl around the caterpillar</p>                     | <p>Down the kangaroos' body, tail and leg</p>          |
|  |  |
| <p>Down and under, up to the top and draw a puddle</p> | <p>Down the laces to the heel and around the nose.</p> |

- c- <https://schools.ruthmiskin.com/training/view/HlFXUynw/rvHarB4C>
- k- <https://schools.ruthmiskin.com/training/view/B1Hi4LRc/1Y3oKCTf>
- u- <https://schools.ruthmiskin.com/training/view/TtN1gxBO/IKtAFrQ4>
- b- <https://schools.ruthmiskin.com/training/view/W73kMFcM/jrHVCfhV>

2) Practise writing these letters using the writing phrase above. E.g. All around the orange

|   |  |
|---|--|
| c |  |
| k |  |
| u |  |
| b |  |

### Speaking

Talk about what you enjoyed doing at school this week.  
(Adults, encourage your child to talk to you about anything your child has shown an interest in at home or school this week. It can include special events, places you have visited, new experiences or fascinations). (Adults, write what your child says to you)

---



---



---

### Writing

Practise writing your name. (Remember we only use capital letters at the beginning of our name)

---



---



---

### Maths

- 1: Choose a number card.
- 2: Count that many objects.
3. Say the sentence.

e.g., 1 more than 2 is 3.

e.g., 1 less than 3 is 2




"One more/less than \_\_\_\_\_ is \_\_\_\_\_."

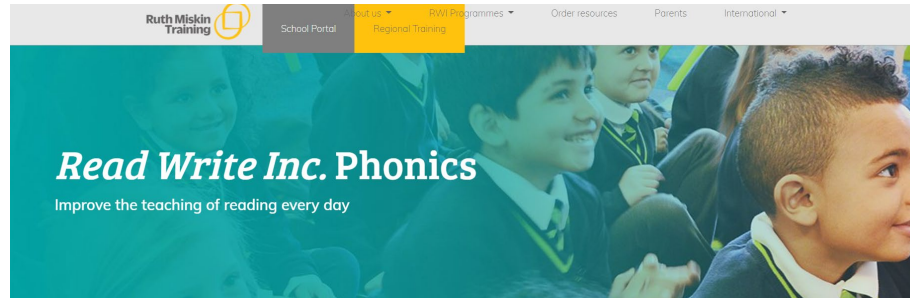
**Challenge:** What other numbers can you find one more/less of?

Home learning will consist of several parts; phonics, reading, writing, speaking and numeracy. Encourage your child to complete all parts with little support from you.

# Apps and platforms



Ark Isaac Newton  
Academy



**Ruth Miskin – Read Write Inc**

<https://www.ruthmiskin.com/>



**NUMBOTS**


<https://numbots.com/>



**BBC Bitesize**

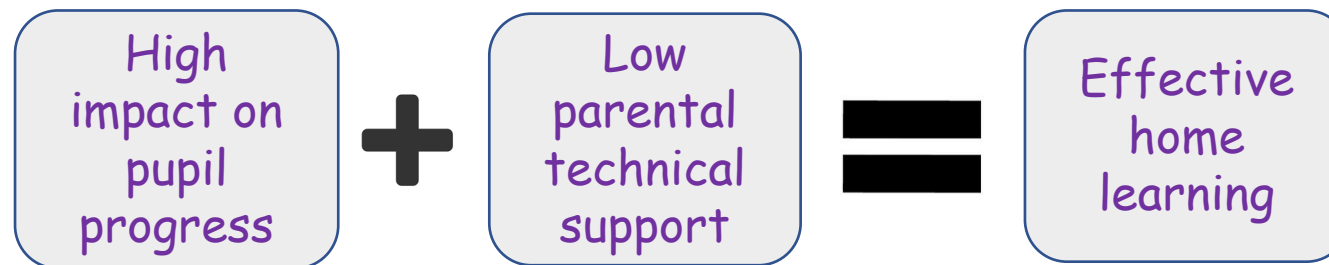
<https://www.bbc.co.uk/bitesize>

# Maximising the impact of home learning




Ark Isaac Newton  
Academy

After the past two years, discussions with pupils, parents and carers and staff we have reflected on our practice. We have designed a new home learning policy that focus on the following principles, which were agreed by all members of the school community:



# Observations




Teachers will be carrying out observations by observing children's learning. These observations will be shared with you via email. You can also gather meaningful observations by talking and playing alongside your child.

|  |                |   |
|--|----------------|---|
| Title: Playing with animals  | Date: 20/09/22 | Obs:  |
| <p data-bbox="84 558 407 606">Obs/photo</p>  <p data-bbox="84 1013 733 1385">T: What animals did you find?<br/>R: Rhinoceros, giraffe, hippo<br/>T: What are you doing with them?<br/>R: I like bubbles. I play.<br/>T: Can you give animals a bath?<br/>R: Yes. Dirty animals.<br/>T: Do you take bath yourself <u>everyday</u>?<br/>R: No. Mummy!</p> |                | <p data-bbox="733 558 1059 606">Links to ELGs</p> <p data-bbox="733 606 1059 842">*Listening attention and understanding<br/>* Speaking</p> |

Make a note of something your child does or says as this will support us in getting to know your child better/in different settings.


- **Making relationships:** talking to other adults/children i.e. when at the library
- **Moving and handling:** riding a bike, climbing frame, slides
- **People and communities:** festivals, celebrations,
- **The World:** Growing, recycling
- **Using Bridges**



## What is Teams?


We use MS Teams at INA as an online platform where children access their home learning from Reception to year 13.





## What does it do and why use it?

- Teachers can use it to set home learning
- Students can receive feedback on home learning tasks
- Teachers can share files to support with pupils home learning
- Free access to all Microsoft educational software (PowerPoint, Excel, Sway, Forms, Word, Outlook, etc...)
- Live video lessons and virtual parent meetings



## Accessing "Teams"

Simply download Teams on your iPad, laptop or phone and enter your child's log in details.


You will be issued a login for your child to access teams like the one below.

**Username:** [m.forest22921@isaacnewtonacademy.org](mailto:m.forest22921@isaacnewtonacademy.org)

**Password:** turtle125



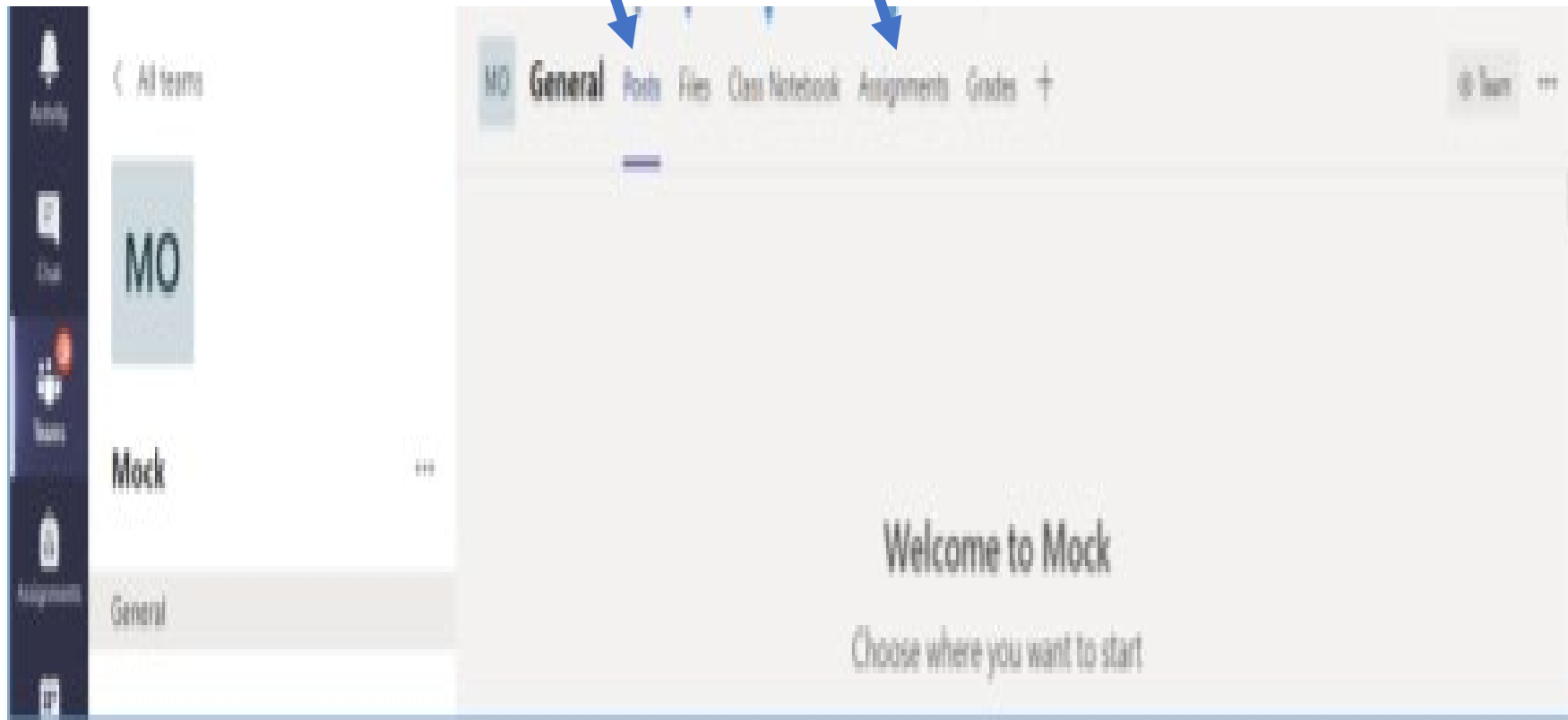
# Using Teams



Ark Isaac Newton  
Academy


We will only be using the following 2 tabs

- Posts
- Assignments



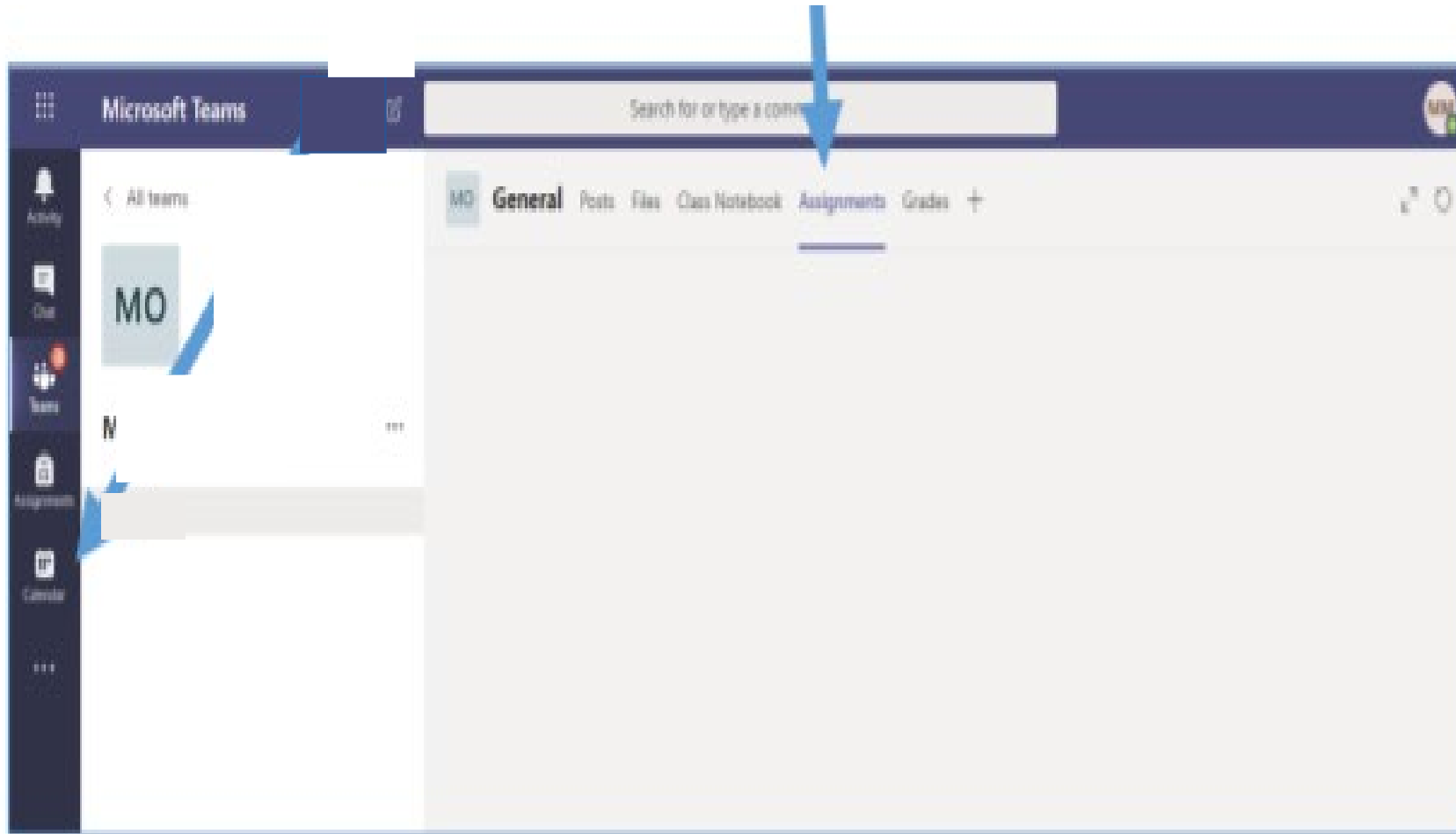


# Assignments



Ark Isaac Newton  
Academy

This is where you can access the home learning set for your child.




Home learning is  
set at **Friday at  
4pm** and is due  
on **9am** the  
**following  
Wednesday.**

A dark sidebar on the left side of the screen. It features a purple square icon near the top and a large white circular button near the bottom. Below the button are several small, light-colored icons.

| Item    | Value    |
|---------|----------|
| Item 1  | Value 1  |
| Item 2  | Value 2  |
| Item 3  | Value 3  |
| Item 4  | Value 4  |
| Item 5  | Value 5  |
| Item 6  | Value 6  |
| Item 7  | Value 7  |
| Item 8  | Value 8  |
| Item 9  | Value 9  |
| Item 10 | Value 10 |
| Item 11 | Value 11 |
| Item 12 | Value 12 |
| Item 13 | Value 13 |
| Item 14 | Value 14 |
| Item 15 | Value 15 |
| Item 16 | Value 16 |
| Item 17 | Value 17 |
| Item 18 | Value 18 |
| Item 19 | Value 19 |
| Item 20 | Value 20 |



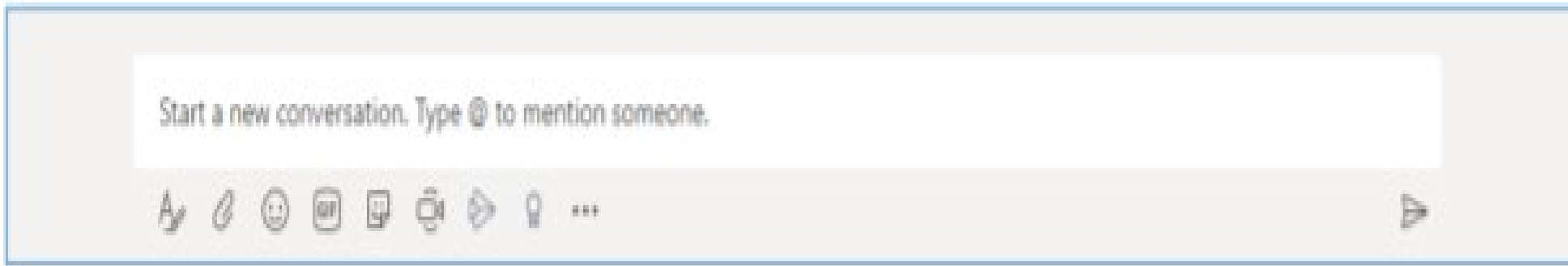
# Posts



Ark Isaac Newton  
Academy


This tab allows everyone in the class team to communicate. You and your child's class teacher can start conversations, ask questions or post messages and reminders.

Please be aware what you share can be visible by everyone in the class.





## How is my student's communication and activity monitored in Teams?




Ark Isaac Newton  
Academy

As a communication platform with specific features to support teaching and learning, Teams is a great opportunity for your child to build and practice the use of technology alongside their academic learning.

We have a safeguarding software scanning all the accounts 24/7, so trigger words in chat and posts send notifications to the school's Designated Safeguarding Leads to investigate.



## Familiarising yourself with Teams




Ark Isaac Newton  
Academy

We recommend that you and your child familiarise yourself with Teams.

Log on and explore your child's class Team and its channels on a regular basis and use it to access home learning. This will ensure that, should your child need to work from home remotely or self-isolate along with their class, you will be confident in accessing and navigating their class Teams page.

Log on using your mobile device or the laptops provided.






Ark Isaac Newton  
Academy

Questions?

# Communication



Ark Isaac Newton  
Academy

If you have any queries about home learning, get in touch.

You can post a message on your child's class Teams page. These messages can be seen by all members of the class.

You can email the teacher, where only the teachers of your group can view messages. See below these email addresses:

Observations to



Reception [receptioninfo@isaacnewtonacademy.org](mailto:receptioninfo@isaacnewtonacademy.org)

Year 1 [year1info@isaacnewtonacademy.org](mailto:year1info@isaacnewtonacademy.org)

Year 2 [year2info@isaacnewtonacademy.org](mailto:year2info@isaacnewtonacademy.org)

Year 3 [year3info@isaacnewtonacademy.org](mailto:year3info@isaacnewtonacademy.org)

Year 4 [year4info@isaacnewtonacademy.org](mailto:year4info@isaacnewtonacademy.org)

Year 5 [year5info@isaacnewtonacademy.org](mailto:year5info@isaacnewtonacademy.org)

Year 6 [year6info@isaacnewtonacademy.org](mailto:year6info@isaacnewtonacademy.org)

[primary@isaacnewtonacademy.org](mailto:primary@isaacnewtonacademy.org)