



Dear Parent/Carer,

RE: Spring GCSE mock exams – Tuesday 1st February to Friday 4th March 2022







Year 11 will complete their second and final set of GCSE mock exams and assessments in the window of Tuesday 1st February to Friday 4th March 2022. The timetable will be issued on return in January. This is students' last opportunity to sit all their exams in one sitting before their GCSE exams in May and June.


As you can see from the **Road to May** below, these mock exams will set your child up for success as they prepare for their actual GCSEs. This period should be taken seriously as it will give you, your child, and their teachers a clear indication of where they are on their path to GCSE excellence.

17 th December to 30 th January	31 st January to 4 th March	5 th March to 15 th May	16 th May to 28 th June
<ul style="list-style-type: none"> • Revision and preparation for Spring GCSE mock exams – including course coverage • Extended learning 	<ul style="list-style-type: none"> • Final Mock Exams 	<ul style="list-style-type: none"> • Complete course in lessons • Work on feedback from mock exams • Extended learning, including Saturdays/ February half term/ Easter 	<ul style="list-style-type: none"> • GCSE Examinations begin

How to support your son/ daughter

- To support students in maximising achievement, we have included the Year 11 IL Planner 2021-2022. All students should follow this timetable to support with spreading their time between subjects. We recommend displaying this in a prominent place at home. During school holidays, students can double the time on each subject to 80 minutes, keeping to breaks every 40 minutes.
- Students should use a range of online and offline resources, including:

<p>Revision Guides</p> 	<p>Notes from class</p> 	<p>Flash cards</p> 
<p>Primrose Kitten (Science)</p> 	<p>Textbooks</p> 	<p>Youtube</p> 



- We have shared advice through assemblies and tutor time on how to revise and how to structure revision:
 - Students should not be revising all day, every day as this is not productive, leading to a drop in concentration and burnout. 4 hours a day during school holidays is sensible.
 - Students should divide their time between the 3 Rs: **Revise, Reward and Recharge**.
 - During revision sessions, **mobile phones should be kept outside the revision room**. They are a source of distraction and not the best tool for revision. **The PC/ laptop works for online revision not a mobile**.
 - After each focused revision session comes the **reward**, e.g. a chat, a snack, a chance to use their mobile phone. These are short time outs to let the brain refresh and for your child to feel pleased with their accomplishments.
 - Build in times to **recharge**, to meet friends, play a sport, watch something on Netflix. These should be planned in alongside revision sessions.
 - Encourage your son/ daughter to keep going. It will get considerably easier once good habits are formed.

- Students have been given the following study tips:
 - **Retrieval practice** – remember to test yourself on what you have revised/ learned. This makes learning stick. Try covering up your notes and writing from memory. It feels hard, but it works, and you'll see how what you remember grows.
 - **Interleaving** – Mix up the order you revise topics in, e.g., revise A then B then C on day 1, B then C then A on day 2, and then C then A then B on day 3.
 - **Highest leverage topics** – Don't start with the easiest nor the hardest content. Instead, focus on the topics you got wrong or made mistakes in. Prioritise these for practice and review.
 - **Practice papers** – the final rather than the first option for revision. These become increasingly important the closer you get to final assessment. These can be found online or ask your teachers.

During the mock period

The main points of information for the mock period are:

- As normal, **students should be in school no later than 8.25am** every day. Morning exams will start at 8.30am.
- Students should be in school for the full day every day. **Attendance and punctuality during this period remain vital**. Please do not make any appointments for your child during this time.
- As your child completes their exams, they will return to their normal timetabled lesson.

GCSE examinations are a very demanding time for students. We are working hard to prepare them as thoroughly as possible. If you are concerned about your child and wish to seek advice or support, please contact the school.

You can help your child by making sure your child has the full equipment they need for their exams. They will require:

- A **clear** pencil case with at least TWO Black Pens, pencil, eraser, sharpener, ruler, protractor and scientific calculator.
- A water bottle (this must be clear with no labels and contain only water).

Our mock exam regulations are very clear and detailed. Not following them can lead to disqualification. To avoid this, students must:

- Begin exam papers only when instructed to do so.
- Switch off and hand in all devices, including mobile phones and watches, before the start of each exam. We advise that students **do not** bring these items in on assessment days.
- Follow the instructions given by staff inside and outside the exam hall.
- Not to communicate or distract other candidates during the examination.
- Stay in the exam hall under exam regulations for the duration of each examination (unless otherwise instructed).

Please take time to discuss this with your child.

Finally, we want to thank you for your support and help in preparing your child for their GCSE examinations. I am sure we will join you in wishing them good luck and peace in their examinations. We look forward to seeing their well-deserved results.

Yours sincerely,

A handwritten signature in black ink, appearing to read 'E. McEvoy'.

Ms E McEvoy

Assistant Principal

Year 11 IL Planner 2021-2022

Given the nature and importance of GCSEs there may be occasions where you have to do more studying than the following suggested study planner.						FB1 Subjects	FB2 Subjects	FB3 Subjects	FB4 Subjects
	Monday	Tuesday	Wednesday	Thursday	Friday	The lesson you have Tuesday	The lesson you have Tuesday	The lesson you have Monday	The lesson you have Monday
40 minutes	FB4	One of Bio, Chem or Physics	FB2	Maths	English	P1: Art Drama Geography Music RE Spanish	P5: Art Computer Science Drama History Music Spanish	P1: Science French Geography History	P1: Science Computer Science RE GCSE PE
Break									
40 minutes	Maths	English	FB4	One of Bio, Chem or Physics	FB1				
Break									
40 minutes	FB2	FB1	FB3	Relentlessly Pursue Excellence	FB3				
If you have finished your guided study in under 2 hours you should:									
Spend 30 minutes doing Look, Cover, Check with your notes	Watch a video and do a task on Mathswatch	Design and then use a flashcard on a topic you have learnt	Complete a past paper	Repeat and improve work from class	Listen and make notes to Mr Bruff's English revision video	Make a mind map, remember to include: descriptions, questions, diagrams, pictures (all to help you remember!)			Complete a topic from one of your revision guides